



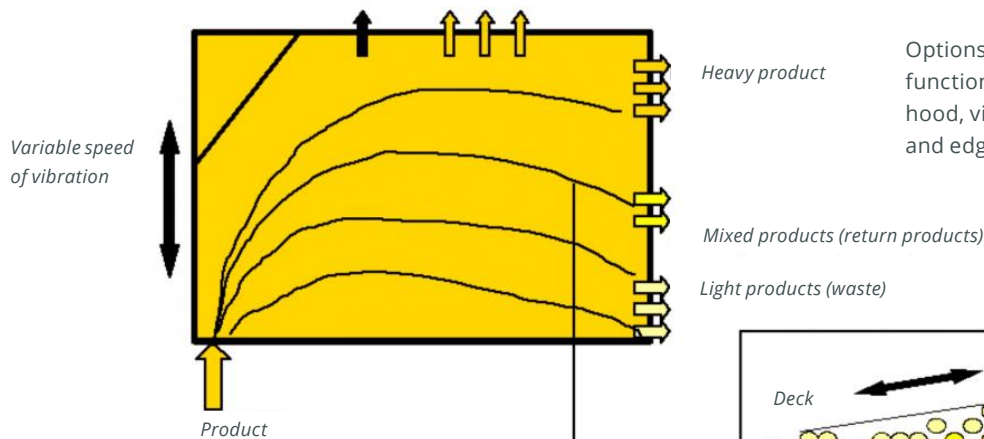
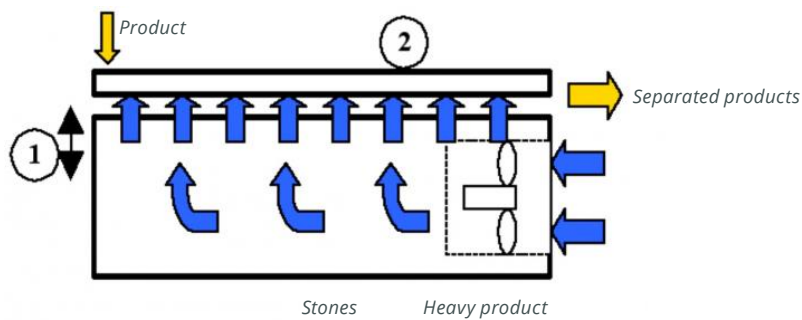
# SKIOLD DAMAS ZETA



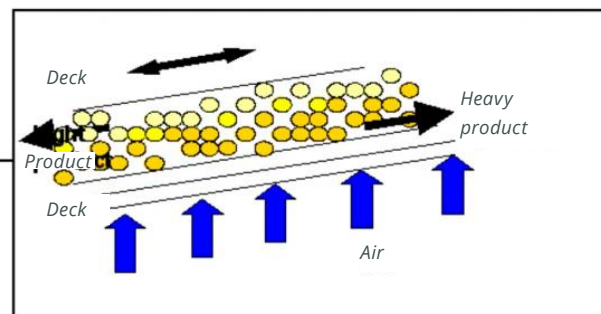
SKIOLD MAKES THE DIFFERENCE!



# SKIOLD DAMAS ZETA



1 2 Setting of inclination



The separator works on a fluidised bed principle, air is forced through the deck causing the light fraction to float above the heavy fraction. The deck is reciprocated causing the heavy fraction to move uphill, while the light fraction floats downhill. Variations in deck type, deck angle, and depth of product and take-off points allow almost any products to be processed successfully.

Options for all models include memory function and finger touch screen, dust hood, vibration feeder, inlet aspiration and edge aspiration for the light side.

TECHNICAL SPECIFICATIONS	DGS13	DGS21	DGS31	DGS51
Screen area (m <sup>2</sup> ):	1.3	2.1	3.1	5.1
Quantity of air, open air system (m <sup>3</sup> /h):	8500	13500	20000	33000
Quantity of air, recycling air system (m <sup>3</sup> /h):	1500	2700	4000	6600
Inlet aspiration (option) (m <sup>3</sup> /h):	1500	1500	1500	1500
Light side edge aspiration (option) (m <sup>3</sup> /h):	1500	1500	1500	1500
Drive motor (kW):	1.1	1.1	1.1	2.2
Fan (kW):	4.0	7.5	11.0	18.5
Total power consumption (kW):	6.0	9.1	13.0	24.5
Length (mm):	1900	2300	3050	3700
Width (mm):	1550	1670	1670	2070
Height (mm):	1250	1380	1380	1500
Weight (kg):	1000	1150	1550	2300

GUIDING CAPACITIES, FINE CLEANING	DGS13	DGS21	DGS31	DGS51
Wheat, 18% H <sub>2</sub> O (t/h):	2.0	5.0	10.0	15.0
Barley (t/h):	1.8	4.5	9.0	13.5
Maize (t/h):	1.6	4.0	8.0	12.0
Paddy (t/h):	1.4	3.5	7.5	11.0
Rape seed (t/h):	0.8	2.0	4.0	6.0